

LOWERY MANUFACTURING, INC.

A & E TRAILERS

OWNER'S MANUAL

TABLE OF CONTENTS

Warranty Card.....	1
About Your Trailer.....	2
About Lowery Manufacturing.....	2
Warranty.....	3
Warning Information	4
First Trip Checklist	5
Routine Maintenance Checklist	6
Trailer Specifications	7
Information & Electrical System	8
Loading Instructions	9
General Trailer Maintenance	10

LOWERY MANUFACTURING INC.
A & E TRAILERS
Warranty Card

The undersigned dealer, by signing this manufacture Limited Warranty, states that he/she has informed and explained to the purchaser all limited warranty and claim procedures and will perform all responsibilities of the dealer under this Limited Warranty.

IF THIS WARRANTY IS NOT SIGNED, POSTMARKED AND MAILED TO LOWERY MANUFACTURING INC. (145 AL HWY 179, BOAZ AL 35957), BY THE TENTH DAY AFTER YOUR PURCHASE OF THE TRAILER, ALL EXPRESS WARRANTIES SHALL BE NULL AND VOID.

By signing this manufacturer's Limited Warranty, THE PURCHASER ACKNOWLEDGES THAT HE OR SHE HAS READ THE ABOVE LIMITED WARRANTY AND AGREES THAT, SHOULD ANY WARRANTY CLAIMS BE MADE BY THE PURCHASER, PURCHASER WILL FOLLOW THE PROCEDURES AS SET FORTH BELOW.

_____	_____	_____		
Dealer Name	City	State		
_____	_____	_____		
Dealer Signature		Date		
_____	_____	_____		
Purchaser Signature		Date		
_____	_____	_____		
Purchaser (Print Name)				
_____	_____	_____	_____	_____
Purchaser Street Address	City	State	Zip	Phone

Product Purchased				

Serial # of Product				

DEALER RESPONSIBILITIES

Your dealer is responsible for providing you with the warranty information and explaining to you all limited warranty and claim procedures under this Limited Warranty. Your dealer is also responsible for submitting to the manufacturer any claim you wish to make under the terms of this Limited Warranty.

REQUIRED WARRANTY CLAIM PROCEDURE

1. In order to validate this Limited Warranty, the original copy of this form, signed by the dealer and the purchaser, must be postmarked to Lowery Manufacturing no later than ten (10) days following the purchase of your A & E Trailer. **IF THIS SIGNED WARRANTY IS NOT POSTMARKED BY THE TENTH DAY AFTER PURCHASE OF THE TRAILER, ALL EXPRESS WARRANTIES SHALL BE NULL AND VOID.**
2. All warranty requests must be submitted to Lowery Manufacturing in writing or by calling the manufacturer at 256-593-8842. All arrangements for repairs must be made and approved by the factory before any repair work is performed. A factory representative will give you written instructions to have your trailer repaired. Repairs will be performed at the factory or a qualified service center depending upon the warranty request.
3. Any defective part(s) must be sent by prepaid freight to Lowery Manufacturing **WITHIN 30 DAYS FROM DATE OF APPROVAL TO QUALIFY FOR REIMBURSEMENT** under this limited warranty.
4. Lowery Manufacturing will not reimburse any claimant for any adjustment or repair of your A & E Trailer without prior written approval by Lowery Manufacturing.
5. Transportation of any trailer to and/or from your dealer or any approved repair facility shall be the responsibility of the trailer owner. If authorized repair must be done other than at the factory or authorized dealer or representative, Lowery Manufacturing will not warrant such repair work or replacement parts.
6. Lowery Manufacturing reserves the right to not pay unreasonable costs for replacement or repair of defects in Lowery Manufacturing trailers and may, at its discretion, establish a reasonable reimbursement for any authorized work performed under the terms of this Limited Warranty.

LOWERY MANUFACTURING MAKES NO OTHER EXPRESS OR IMPLIED WARRANTIES AND THERE ARE NO OTHER WARRANTIES THAT EXTEND BEYOND THE DESCRIPTION ON THE FACE OF THIS LIMITED WARRANTY.

WARNING! WARNING! WARNING! WARNING!

- BE SURE TO CHECK YOUR TOWING VEHICLE OWNER'S MANUAL FOR TOWING INSTRUCTIONS PRIOR TO TOWING THIS TRAILER.
- BE SURE THAT THE HITCH BALL ON ANY TOWING VEHICLE MATCHES THE DIMENSION OF THE TRAILER COUPLER.
- BE SURE THAT YOU SECURE ALL SAFETY CHAINS AND BREAKAWAY BRAKING SYSTEMS BEFORE EACH USE.
- BE SURE THAT ALL LUG NUTS ARE TIGHT BEFORE USING.
- BE SURE TO SECURE ALL GATES BEFORE TOWING.

ABOUT YOUR TRAILER

Thank you for choosing an A & E Trailer. A quality trailer manufactured by Lowery Manufacturing, Inc. You can be assured that your trailer will give you years of safe, enjoyable trailering experience.

Please record your purchase below.

Date of Purchase _____

Model _____

Serial # _____

Dealer Name _____

Address _____

City/State/Zip _____

Phone # _____

For More Information:

Lowery Manufacturing, Inc.
A & E Trailers
145 Alabama Highway 179
Boaz AL 35957-3009

256-593-8842
256-593-5186 fax
www.lowerymanufacturing.com

Lowery Manufacturing, Inc.
A & E Trailers
Limited Warranty

Lowery Manufacturing, Inc. (Lowery Manufacturing) warrants that each A & E Trailer operated by the original purchaser under normal use in the Continental United States or Canada will be free from defects in materials and workmanship for one year following the original purchase, subject to the requirements, exclusions and limitations stated below. The obligation of the warranty shall be limited to repairing or replacing any part or parts, which, in the opinion of the factory are defective in materials or workmanship under normal use and service during the warranty period commencing with the date of the first retail purchase. If the trailer is rented or used for commercial hauling this Limited Warranty is null and void.

YOU MUST SEND US A SIGNED COPY OF THIS WARRANTY

In order to validate this Limited Warranty, a warranty registration certificate, signed by the dealer and the purchaser, must be postmarked and mailed to Lowery Manufacturing, Inc. 145 AL Hwy 179 Boaz AL 35957-3009, no later than ten (10) days following the purchase of your A & E Trailer. Federal law requires this purchaser record. Failure to fill out and return this warranty registration within the above period will automatically void the warranty.

ONE YEAR LIMITED WARRANTY

Subject to the requirements, exclusions and limitations stated below, all other components (electrical, lights, axles, mechanical jacks, sealants, couplers and paint) of your A & E Trailer are warranted to the original retail purchaser against any defect in the materials and workmanship by Lowery Manufacturing arising from normal use for one (1) year from the date of purchase.

LIMITED PAINT WARRANTY

Lowery Manufacturing warrants its paint finish to be consistent with industry standards for one year after the date of original retail purchase, with the exceptions of "normal use" limitations set forth below and of deterioration due to use or exposure, such as chipping, scratching, fading, cracks in caulk seams, road salt or tar, damage by animals or pressure washing. Warrantable paint repairs are limited to spot repairs and blending consistent with standards in the trailer industry.

Exclusion of Items Warranted By Other Manufacturers

Expressly excluded from this Limited Warranty are any claims related to items that are warranted by their manufacturer. These items include, but are not limited to: tires, rims, axles, and axle components including, without implied limitation, tow in/ tow out and camber on axle; brake components; springs and suspension components; couplers and jacks; and any other items purchased and installed by Lowery Manufacturing. Any claims related to these items must be presented to their manufacturer for adjustment. Subject to the other terms of this Limited Warranty, Lowery Manufacturing warrants proper installation of the above listed items.

OTHER EXCLUSIONS COVERED BY THIS LIMITED WARRANTY

This Limited Warranty covers only defects in original components which arise from normal use and does not apply if the trailer has been subject to negligence, accident, abuse, misuse, improper loading or has been repaired or altered without the prior written consent of Lowery Manufacturing. Damages caused by failure to provide proper maintenance and repair, loose or improperly torqued lug nuts, use of incorrect or altered hitch ball or improper latching or loose nuts, bolts and screws (maintaining necessary tightness is the owner's responsibility) are not covered by this Limited Warranty. In addition to the above exclusions, Lowery Manufacturing expressly excludes from this Limited Warranty the following: tow vehicle wiring, replacement and work performed or options installed by others; deterioration of paint and appearance due to use and exposure; loss of time, inconvenience, loss of use of trailer, rental of substitute equipment, loss of revenues, or other commercial loss; and tow vehicle wear. The trailer covered by this Limited Warranty is designed to be towed by a vehicle with up to one (1) ton capacity and any use of the trailer that exceeds the tow vehicle manufacturer's specific limitations are not covered by this Limited Warranty.

PRIOR WRITTEN CONSENT REQUIRED AND RETURN OF DEFECTIVE PARTS REQUIRED

No reimbursement will be made to any dealer or owner for repairs made without the prior written consent of Lowery Manufacturing. Any defective part(s) must be sent by prepaid freight to Lowery Manufacturing in order to qualify for replacement or reimbursement under this Limited Warranty.

LIMITATION

LOWERY MANUFACTURING'S RESPONSIBILITY UNDER THIS LIMITED WARRANTY SHALL BE LIMITED TO REPAIR OR REPLACEMENT OF PARTS AT THE LOWERY MANUFACTURING FACTORY, OR FOR A REASONABLE ALLOWANCE, AT ANOTHER PLACE APPROVED IN WRITING BY LOWERY MANUFACTURING. IF SUCH WARRANTY FAILS BECAUSE ATTEMPTS AT REPAIR ARE NOT COMPLETED WITHIN A REASONABLE TIME, OR IT FAILS FOR ANY OTHER REASON, ANY DAMAGES ARE LIMITED TO THE LESSER OF EITHER THE COST OF NEEDED REPAIRS OR REDUCTION IN THE MARKET VALUE OF THE TRAILER CAUSED BY LACK OF REPAIRS.

DISCLAIMERS

THIS WARRANTY IS EXPRESSLY IN LIEU OF ANY OTHER WARRANTY NOT EXPRESSLY PROVIDED HEREIN WHICH BUT FOR THIS PROVISION MIGHT ARISE BY OPERATION OF LAW, INCLUDING ANY EXPRESS WARRANTIES MADE OUTSIDE THIS LIMITED WARRANTY, IMPLIED WARRANTIES OF MERCHANTABILITY, IMPLIED WARRANTIES OF FITNESS FOR A PARTICULAR PURPOSE, AND ANY REMEDY FOR BREACH OF CONTRACT. THESE WARRANTIES ARE HEREBY EXPRESSLY EXCLUDED AND DISCLAIMED. IF THEY CANNOT BE DISCLAIMED, ANY IMPLIED WARRANTIES OF MERCHANTABILITY AND FITNESS FOR PARTICULAR PURPOSE ARE EXPRESSLY LIMITED TO A TERM OF ONE (1) YEAR, UNLESS ANY APPLICABLE STATE LAW PROVIDES OTHERWISE. UNDER NO CIRCUMSTANCES SHALL LOWERY MANUFACTURING BE LIABLE TO PURCHASER OR ANY OTHER PERSON FOR ANY SPECIAL, INCIDENTAL OR CONSEQUENTIAL DAMAGES, WHETHER ARISING OUT OF BREACH OF WARRANTY, BREACH OF CONTRACT, TORT, OR OTHERWISE, UNLESS ANY STATE LAW PROVIDES OTHERWISE. NO ONE, INCLUDING AUTHORIZED LOWERY MANUFACTURING DEALERS, IS AUTHORIZED TO MAKE FURTHER OR ADDITIONAL WARRANTIES ON BEHALF OF LOWERY MANUFACTURING. AUTHORIZED REPAIRS DO NOT EXTEND THE TERM OF THIS LIMITED WARRANTY.

THIS WARRANTY IS NON-TRANSFERABLE FROM THE ORIGINAL OWNER
LOWERY MANUFACTURING, INC. 145 AL HWY 179 BOAZ AL 35957

WARNING INFORMATION

- Warning labels are used as a reminder to help you prevent most common and dangerous hazards that could occur. We at Lowery Manufacturing want all of our customers to have a safe and enjoyable experience every time they tow one of our trailers. In case some of the labels are missing, the following information is provided.
- Federal ID plate is mounted on the side of the trailer. This ID plate includes the Serial Number that uniquely identifies your trailer. The Serial Number is also stamped on the hitch for your protection. Other Warning Labels are shown below, along with a blank ID serial number plate.

<h1 style="margin: 0;">A&E Custom Design Trailers</h1> <div style="border: 1px solid black; height: 40px; width: 100%; margin: 5px 0;"></div> <p style="margin: 0;">Boaz, Alabama 256-593-8842</p>	<p style="margin: 0;">CHECK WHEEL LUGS AND TIRE PRESSURE BEFORE MOVING</p> <p style="margin: 5px 0 0 0; font-size: small;">USE MANUFACTURER'S RECOMMENDATIONS ON TORQUE AND TIRE PRESSURE</p>
---	---

▲ CAUTION	▲ CAUTION	
<ul style="list-style-type: none"> • Heavy end of load must go onto trailer first. • When approaching trailer, drive on slowly. High speed loading can result in over-shooting front of trailer, and result in injury. • Wet surfaces may cause slick bed surface. Use caution while loading on wet bed. 	<ul style="list-style-type: none"> ✓ Coupler hitch and trailer ball are the same size. ✓ Coupler is latched. ✓ Safety chains are crisscrossed under tongue and attached to towing vehicle. ✓ All trailer lighting is working correctly. ✓ Load is secured to trailer front and rear. ✓ Tongue jack (if trailer is equipped) is retracted. 	<p>You are required to comply with Local and State requirements, regarding brakes, Licensing, and any additional equipment that may be necessary.</p> <p>Contact your State Motor Vehicle Department for more information.</p> <p style="text-align: right; font-size: x-small;">LMC-TR1</p>

▲ CAUTION

CUSTOMERS
RESPONSIBILITY
TO MAINTAIN TIGHTNESS
OF ALL BOLTS AND NUTS.

LMC-MTB

Please Remember

Important Safety Instructions

READ ALL INSTRUCTIONS AND
WARNINGS BEFORE USING THIS PRODUCT.

Common sense and caution are factors
which can not be built into any product.
These factors must be supplied by the operator.

FIRST TRIP CHECKLIST

Before towing your new trailer you should check the following items to assure yourself a safe towing experience.

- Wheel lug tightness _____

- Brakes of brake controllers _____

- Safety chains hooked up
(Crossing safety chains is required by law) _____

- Tire pressure _____

- Coupler is in locked position _____

- All lights / turn signals work _____

- All jacks are in the up travel position _____

Routine Maintenance Checklist

Routine maintenance must be performed on your trailer to ensure its safe and economical use. On the following pages you will find some simple steps that you may find useful. If you have any questions regarding trailer maintenance, call your A & E Trailer dealer.

CHECK	HOW	WHEN		
		EVERY TRIP	EVERY 3000 MI. (3 MO.)	EVERY 6000 MI. (6 MO.)
Wheel Lugs, Nuts & Bolts	Tighten to Proper Torque Specs	*√		
Coupler Ball or 5 th Wheel and Pin	Check for Unusual Wear Sufficient Lube and Lock Mechanism	√		
Safety Chains & Hitch Ball	Check for Unusual Wear on Chain Links and Hitch Ball	*√		
Brakes and Axles	Check General Operation and Proper Adjustment	√		
Breakaway Switch & Battery	Check Charge Light by pulling Switch Pin	√		
Welds	Check Welds for Cracking or Separations			√
D-Ring Tie Downs	Check for fractures, loose nuts & bolts	*	√	
Lights & Signals	Check for Proper Operation and Replace Burned Bulbs	√		
Load Distribution	Check and Secure Load Distribution	√		

*Check first trip and after 10, 25 and 50 miles.

- **REMEMBER IT IS THE CUSTOMER'S RESPONSIBILITY TO MAINTAIN TIGHTNESS OF ALL BOLTS, NUTS, AND LUG NUTS.**

Specifications

TYPE		MESH	TREATED WOOD	DIAMOND PLATE
Flooring Material		Expanded Metal cut to size	2x8 Treated Wood cut to length	Diamond plate cut to size
Platform Height		20" up to 21"	20" up to 21"	20" up to 21"
Axles	Type	Spring Idler and/or Spring Brake	Spring Idler and/or Spring Brake	Spring Idler and/or Spring Brake
Tires	Type	Bias ply or Radial	Bias ply or Radial	Bias ply or Radial
	Specs	5 lug Wheel ST205/75D15 6 lug Wheel ST225/75 15 8 lug Wheel ST235/80 16 Air Pressure to Recommended Mfg. Specs	5 lug Wheel ST205/75D15 6 lug Wheel ST225/75 15 8 lug Wheel ST235/80 16 Air Pressure to Recommended Mfg. Specs	5 lug Wheel ST205/75D15 6 lug Wheel ST225/75 15 8 lug Wheel ST235/80 16 Air Pressure to Recommended Mfg. Specs
	Capacity	5 lug Wheel 1750# per tire	6 lug Wheel 2600# per tire	8 lug Wheel 3500# per tire
Wheels	Type	White spoke, White Mod or Silver Mod	White spoke, White Mod or Silver Mod	White spoke, White Mod or Silver Mod
Ball Hitch Size		2" or 2 5/16"	2" or 2 5/16"	2" or 2 5/16"
Hitch Weight		Single Axle 700 # Max Dual Axle 1100 # Max	Single Axle 700 # Max Dual Axle 1100 # Max	Single Axle 700 # Max Dual Axle 1100 # Max
GVWR / Axle		5 lug Wheel 3500# per axle 6 lug Wheel 5000# per axle 8 lug Wheel 7000 # per axle	5 lug Wheel 3500# per axle 6 lug Wheel 5000# per axle 8 lug Wheel 7000 # per axle	5 lug Wheel 3500# per axle 6 lug Wheel 5000# per axle 8 lug Wheel 7000 # per axle
Frame		Angle	Angle and/or Channel	Channel
12 V connection to tow vehicle		4-way male on single axle 7-way Round RV on dual or tri axles	4-way male on single axle 7-way Round RV on dual or tri axles	4-way male on single axle 7-way Round RV on dual or tri axles

Specifications may vary depending upon product availability and options chosen by the purchaser.

Tires/Tire Pressure:

Visually check tires for any abnormal wear on tire. Also check for proper air pressure (recommended air pressure is printed on sidewall of the tires). Check when tires are cold.

Brakes & Wheel Bearings:

Refer to the Service Manual for information on proper maintenance.

Safety Chains:

When hooking the safety chains to your towing vehicle, be sure to cross the chains. It is required by law. The Safety chains should be at the proper length to not drag the ground, but long enough to allow vehicle to turn without stressing chain.

Hitches:

Match the correct ball size on tow vehicle to the coupler on the trailer. (Both the diameter of the ball and the rating of the ball.)

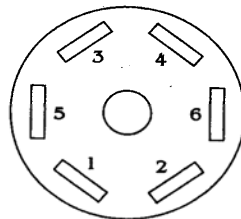
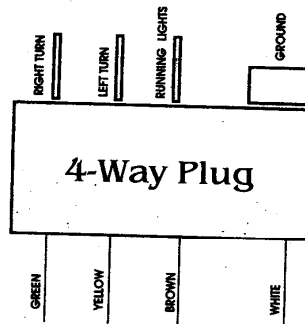
Electrical:

Towing vehicle should be wired correctly to match the trailer (see diagram).

Electrical System

After hooking up the electrical plug to towing vehicle, always check to see that all lights are in working order. The 4-way plug is used on trailers without brakes. The wiring diagrams below show the proper wiring for each plug type.

* Proper grounding of the tow vehicle is important for proper operation. If you have any questions please call your authorized A & E Trailer dealer.

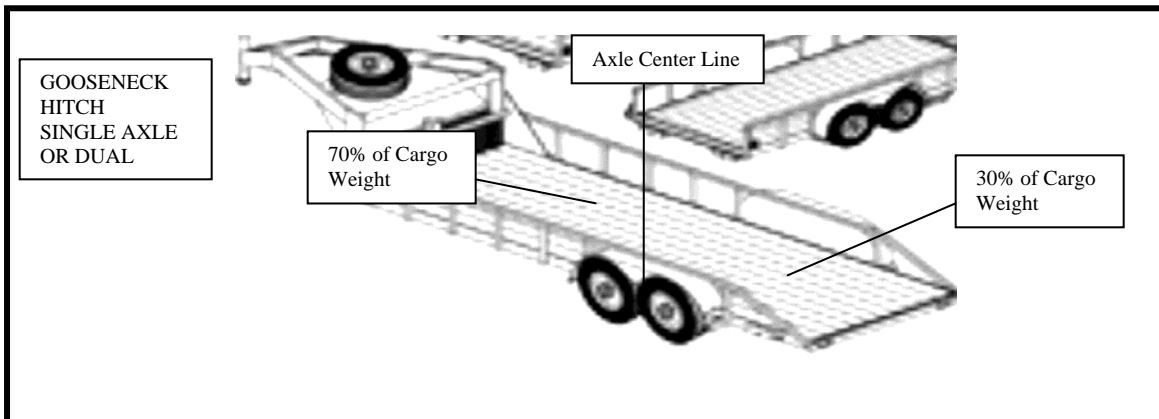
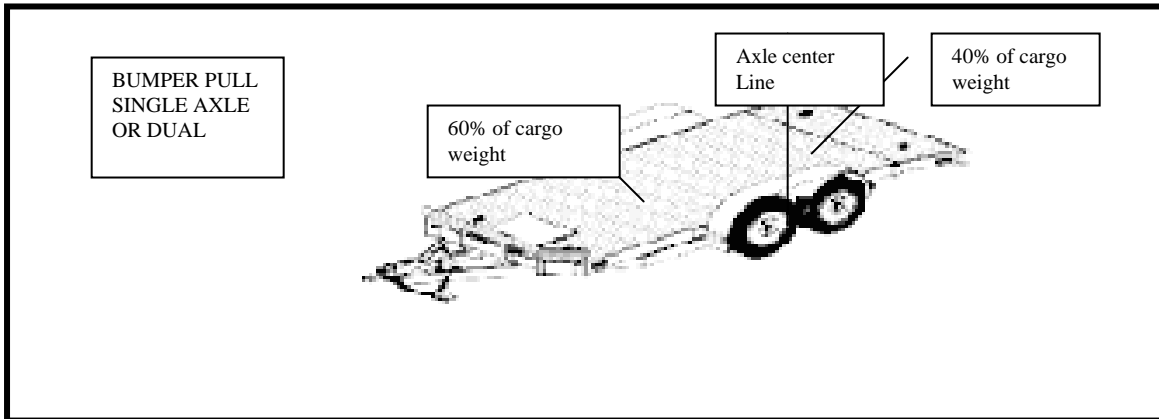


1. Ground (White)
2. Brakes (Blue)
3. Running Lights (Brown)
4. Open (No Wire)
5. Left Turn Signal (Yellow)
6. Right Turn Signal (Green)
7. Auxiliary (No Wire)

7-Way Plug
for tow vehicle

Loading Instructions

To ensure your safety and pleasant towing experience you must load your A & E Trailer properly. You must not exceed the GVWR that is recommended for your trailer. To keep your A & E Trailer from being unstable while you are towing, be sure to have the proper hitch weight and avoid uneven loading. Use the diagrams below to position the payload weight on each side of the centerline of the axle(s). Improper weight distribution can cause improper handling or damage to your trailer and void any warranty claims.



General Trailer Maintenance

Frame:

Normal road use will eventually chip away at the factory-protected underside of your trailer frame. Check the underside of your frame at least once a year and repair any chips with an automotive undercoating or matching paint. This protection can help prevent rust and deterioration of the trailer.

Floor:

The floor is kiln-dried pressure treated wood or expanded metal or diamond plate. Exposure to the elements will eventually cause floor boards to need replacing, expanded metal and diamond plate to rust. Keep a check on the floor of your trailer to be sure that your flooring is safe.

Brakes:

Your trailer brakes must be inspected and serviced at yearly intervals, or more often as use and performance requires. Consult your Maintenance Service Manual for more information.

Ramps:

Ramp hinges must be lubricated with lithium grease. The ramp extension must be lubricated periodically. You should always be cautious when opening and closing ramps.

Added Caution:

Use extreme caution when walking on ramps and/or gate. These surfaces will be slippery due to wetness and foreign material.